

Title: Haiku/Canto Setup
Tags (separate with commas): Haiku, Canto


Haiku/Canto Setup

Purpose: This documentation applies to iOS devices (iPhone and iPad).


Audience: All Clinics

Content: Your access has been setup in the system. Please follow the below instructions to get into the Canto.

1. On your iPad, please click on Settings.



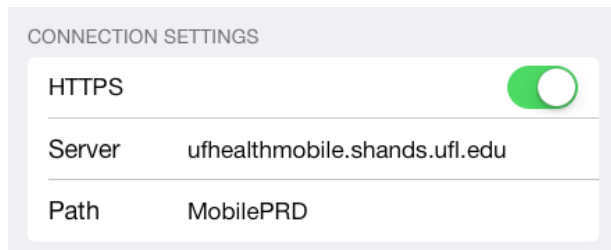
2. Click on Canto from the list (left side)



3. On the connection settings, please setup Server and Path as I mentioned below.

Server: ufhealthmobile.shands.ufl.edu

Path: **MobilePRD**



4. Click on your Canto app on your iPad and login using your Hyperspace Credentials.