

Title: Haiku/Canto Device Registration
Tags (separate with commas): Haiku, Canto

Haiku/Canto Device Registration

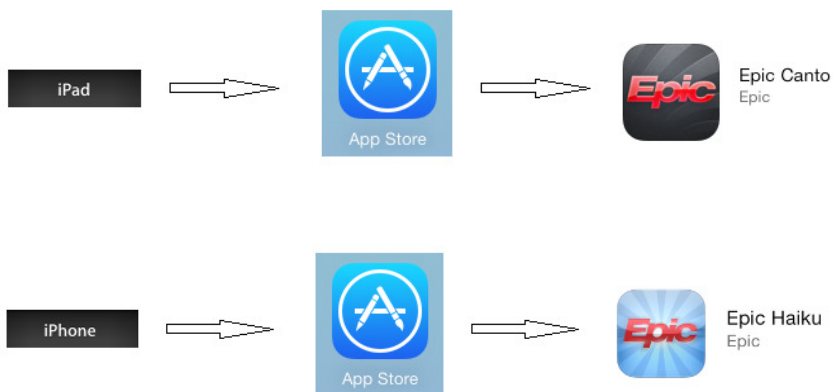
Purpose: This documentation applies to iOS devices (iPhone and iPad).

Audience: All Clinics

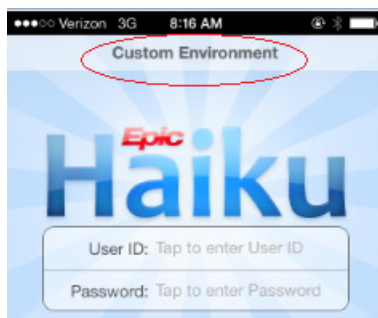
Please Note: Haiku/Canto is currently available to the following staff –
Physicians, Medical students and Nursing staff.

Content:

1. From App Store download, Epic Canto (iPad) or Epic Haiku (iPhone)

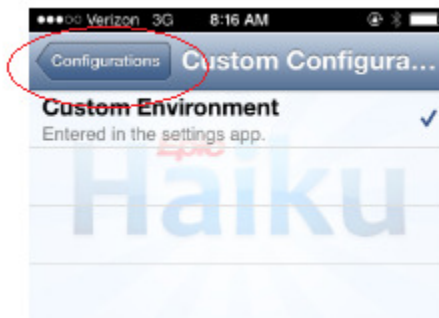


2. Once you download, click on Canto or Haiku App and you will see the below screen.

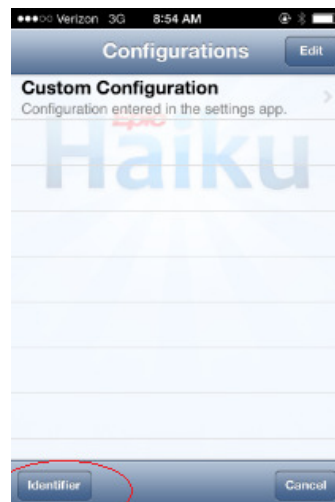




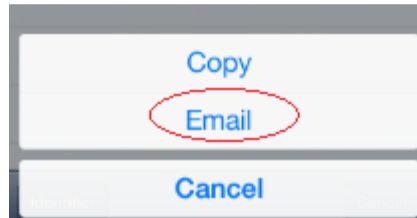
3. Tap on Custom Environment and you will see the below screen



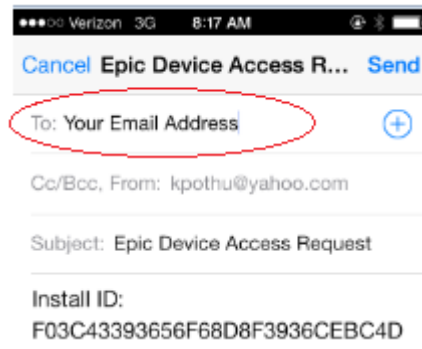
4. Click on Configuration button located on top left side and you will see the below screen



5. Click on identifier button located on bottom left side and you will see the below screen



6. Click on Email Option and your email window will pop with Install ID number. In the To field enter your Email ID and click on Send button to send it to yourself.



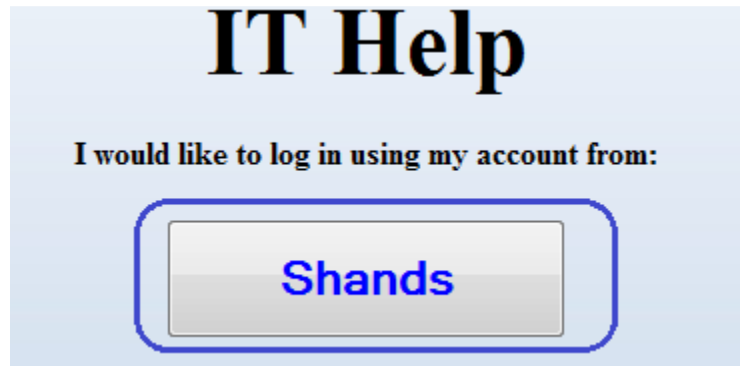
7. You will receive an email and it looks like below.

From: Your Name [mailto:emailID@yahoo.com]
Sent: Friday, January 17, 2014 8:18 AM
To: Name, Your
Subject: Epic Device Access Request

Install ID: F03C43393656F68D8F39ABCDEF0123456789

Sent from my iPhone

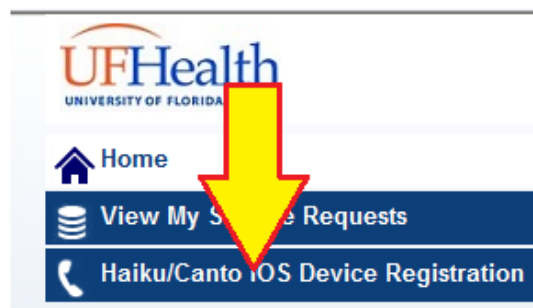
8. You have to send this Install ID to Shands IT to register the device. Please follow the below instructions. Open your browser (**Mozilla, or IE 9 and up**) and go <http://ithelp.ahc.ufl.edu/ServiceDesk.Support/>.



9. Login using your Shands/Epic user ID.

A screenshot of a login form. It has a dark grey background. The "User name:" field contains the text "Your Epic User Name". The "Password:" field is filled with ten black dots. To the right of the password field is a "Log on" button.

10. After login select "Haiku/Canto iOS Device Registration" from left side on page.



11. On New Incident page, fill up below three items on Details section and and press submit button.

Install ID: Copy this ID from your email and paste it here.

Device Type(iPad, iPhone, Android): Type your device Name (ex: iPad)

Hyperspace User ID: Your Hyperspace Login ID

Details: [Currently Available ONLY for Dermatology Pilot. This only works for your EPIC user ID.]

Install ID: F03C43393656F68D8F39ABCDEF GHIJ0123456789

Device Type(iPad, iPhone, Android):IPad

Hyperspace User ID:GATORK

12. You are completed requesting access to Haiku/Canto.
13. Once HelpDesk register your device you will notify in email to start your access to Haiku/Canto.